


Table of Contents

Introduction	i
Foreword	v
Manners In General	Days 1-9
Manners In The Classroom	Days 10-36
Packing For A Field Trip	Days 37-50
Assembly & Special Programs	Days 51-55
Manners Around The School	Days 56-69
Lunchroom Manners	Days 70-78
Table Manners	Days 79-89
Manners At Home	Days 90-114
Manners All Around	Days 115-130
Giving And Receiving Gifts	Days 131-136
In Your Neighborhood	Days 137-146
Good Manners In The USA	Days 147-151




Good Character	Days 152-180
About the Authors	Inside Back Cover

© YouthLight, Inc.


During classroom treat
time or parties, remember
your good manners.

- * "PLEASE" and "THANK YOU" are music to your teacher or parent volunteer's ears!
- * If you don't like a "treat" or "snack", simply say, "Thank you, but I don't care for any." (NEVER say, "I don't like that!")
- * Wait for your teacher to ask if you would like more – remember – the teacher can only do that if enough is left for everyone to have second servings!



Be polite to the
workers in the cafeteria.

- * Say "Please" and "Thank You".
- * Be patient and wait to be served.
- * Be courteous and respectful. They work very hard.



When someone says something nice
about you, say "Thank you".

- * It's also nice to return a compliment when possible.
- * Making eye contact is good manners.
- * Accept the nice words and never say, "I know that."